

FIRST AID: If poisoning occurs, contact a doctor or Poisons Information Centre — Phone Australia 13 1126 (Australia).

DO NOT dispose of unused implants in any way other than surrender to an approved retailer/wholesaler. Dispose of empty cartridges by wrapping with paper and putting in garbage. Discarded needles should immediately be placed in a designated 'sharps' container.

Manufactured in USA for:
ELANCO ANIMAL HEALTH
A Division of Eli Lilly Australia Pty Limited
A.B.N. 39 000 233 992
112 Wharf Road, West Ryde NSW 2114
Tel: (toll free) 1800 226 324

PRESCRIPTION ANIMAL REMEDY

KEEP OUT OF REACH OF CHILDREN
FOR ANIMAL TREATMENT ONLY

Elanco* AH0513



FOR IMPROVED GROWTH PROMOTION AND FINISHING OF HEIFERS AND STEERS. TYLAN IS INCLUDED AS A LOCAL ANTIBACTERIAL FOR REDUCING THE INCIDENCE OF ABSCESS FORMATION CAUSED BY TYLOSIN SENSITIVE ORGANISMS AT THE IMPLANT SITE.

APVMA Approval No. 62874/5x20/0210

Store between 2°C and 8°C
(Refrigerate - Do not freeze)

For expiry date and batch number see end flap

Contents: 100 Implants
(5 envelopes x 20 implants)

Growth and Finishing Implants for Heifers and Steers
Each implant (11 pellets) contains: **200 mg trenbolone acetate**
20 mg oestradiol
29 mg tylosin tartrate

This product contains a palpable marker and must only be supplied in accordance with Division 2 part 4 of the AgVet Regulations (Hormonal Growth Promotants)

*Elanco®, Component®, Tylan® and the diagonal bar are trademarks of Eli Lilly & Company.

ACTIONS: COMPONENT TE-200 WITH TYLAN contains a combination of two growth promoting agents with differing modes of action. Trenbolone acetate is an anabolic steroid which is capable of increasing the accumulation of protein in animals by improving the nitrogen balance thus promoting the development of extra lean meat in the carcass. Oestradiol is a naturally occurring hormone which also acts as a growth promoter but in a totally different manner via the brain and pituitary gland. When used in combination, these compounds exert an additive effect, giving an improvement in growth rate and feed conversion superior to that of either compound when used alone. The increase in bodyweight is predominantly lean meat and not fat. Maximum growth rate requires good quality stock with adequate control of parasites and other diseases.

Tylosin is an antibiotic substance produced by a strain of *Streptomyces fradiae*, an actinomycete. It has an antibacterial spectrum that is essentially gram-positive, but it is also active against certain spirochaetes, large viruses, and certain gram negative organisms (not including coliforms). Tylosin is included in COMPONENT TE-200 with Tylan as a local antibacterial for reducing the incidence of abscess formation at the implant site, where judged appropriate by the prescribing veterinarian.



Elanco* AH0513

Component
TE-200
with Tylan®



DIRECTIONS FOR USE
USE ONLY in accordance with the instructions on this label unless authorised under appropriate legislation.

RESTRAINTS
FOR USE ONLY in heifers and steers producing beef for human consumption. DO NOT USE in heifers which are producing or may in the future produce milk or milk products for human consumption.
DO NOT USE this product in any other species of animal. Insert ONLY one implant per heifer or steer. Implant ONLY beneath the skin in the middle third of the ear. DO NOT implant this product in any other site. Insert ONLY one implant every 70 days.
DO NOT USE this product on HGP free accredited cattle. It is a breach of AQIS accreditation conditions to use this product on HGP free accredited cattle or to possess this product on any HGP free accredited property (except for feedlots with flexible accreditation). Cattle implanted with this product must be individually identified with an approved ear punch mark.

PRECAUTIONS
Implanting cattle under 3 months of age for grass fed beef, or 6 months of age for lot fed beef is NOT recommended.
Implanting cattle intended for breeding is NOT recommended as they may experience decreased fertility.

Growth responses may vary widely for nutritional or other reasons. Improved performance may be noted only when conditions are favourable for good growth.
Preputial, vaginal and rectal prolapse, increased bulling activity, high tailheads, sunken loins, ventral oedema and udder development may occur as side effects of treatment.
To help avoid abscess formation at the site of implant, the surface of the ear should be thoroughly cleaned and disinfected before implantation.

ADMINISTRATION
READ THE ENCLOSED LEAFLET BEFORE USING THIS PRODUCT
Approved implantation technique is fully described in the enclosed leaflet.
Implant complete contents of a single implant (11 pellets plus marker) per animal. Implant site is beneath the skin on the back side of the middle one-third of the ear.

WITHHOLDING PERIODS:
MEAT: NIL
MILK: DO NOT use in heifers which are producing or may in the future produce milk or milk products for human consumption.

TRADE ADVICE:
EXPORT SLAUGHTER INTERVAL (ESI): This product does not have an ESI established. For advice on the ESI, contact Elanco Animal Health (Australia) on 1800 226 324 before using this product.

04 15 03 00

File Name	62874_47208_100_Carton_MPL_V01.pdf
Dimensions	245.872 mm wide x 81.026 mm tall x 50.165 mm deep
Scale	88% - 420 mm wide x 297 mm tall
Date	March 4, 2010 - 8:00 a.m. (CST)

9.5"

PRESCRIPTION ANIMAL REMEDY

KEEP OUT OF REACH OF CHILDREN
FOR ANIMAL TREATMENT ONLY

Elanco[®] AH0513

Component[®] TE-200
with Tylan[®] *

Growth and Finishing Implants for Heifers and Steers
Each implant (11 pellets) contains: **200 mg trenbolone acetate**
20 mg oestradiol
29 mg tylosin tartrate

This product contains a palpable marker and must only be supplied in accordance with Division 2 part 4 of the AgVet Regulations (Hormonal Growth Promotants)

FOR IMPROVED GROWTH PROMOTION AND FINISHING OF HEIFERS AND STEERS. TYLAN IS INCLUDED AS A LOCAL ANTIBACTERIAL TO REDUCE THE INCIDENCE OF ABSCESS FORMATION CAUSED BY TYLOSIN SENSITIVE ORGANISMS AT THE IMPLANT SITE.

Contents: 20 Implants

APVMA Approval No. 62874/0210
Store between 2°C and 8°C (Refrigerate - Do not freeze)
For expiry date and batch number see reverse

TEAR HERE

TEAR HERE

DIRECTIONS FOR USE

USE ONLY in accordance with the instructions on this label unless authorised under appropriate legislation.

RESTRAINTS

FOR USE ONLY in heifers and steers producing beef for human consumption. **DO NOT USE** in heifers which are producing or may in the future produce milk or milk products for human consumption. **DO NOT USE** this product in any other species of animal. Insert **ONLY** one implant per heifer or steer. Implant **ONLY** beneath the skin in the middle third of the ear. **DO NOT** implant this product in any other site. Insert **ONLY** one implant every 70 days. **DO NOT USE** this product on HGP free accredited cattle. It is a breach of AQIS accreditation conditions to use this product on HGP free accredited cattle or to possess this product on any HGP free accredited property (except for feedlots with flexible accreditation). Cattle implanted with this product must be individually identified with an approved ear punch mark.

PRECAUTIONS

Implanting cattle under 3 months of age for grass fed beef, or 6 months of age for lot fed beef is NOT recommended. Implanting cattle intended for breeding is NOT recommended as they may experience decreased fertility.

*Elanco[®], Compudose[®], Tylan[®] and the diagonal colour bar are trademarks of Eli Lilly & Company.

Growth responses may vary widely for nutritional or other reasons. Improved performance may be noted only when conditions are favourable for good growth. Preputial, vaginal and rectal prolapse, increased bulling activity, high tailheads, sunken loins, ventral oedema and udder development may occur as side effects of treatment. To help avoid abscess formation at the site of implant, the surface of the ear should be thoroughly cleaned and disinfected before implantation.

ADMINISTRATION

READ THE ENCLOSED LEAFLET BEFORE USING THIS PRODUCT

Approved implantation technique is fully described in the enclosed leaflet. Implant complete contents of a single implant (11 pellets plus marker) per animal.

WITHHOLDING PERIOD: MEAT: NIL

MILK: DO NOT USE in heifers which are producing or may in the future produce milk or milk products for human consumption.

TRADE ADVICE:

EXPORT SLAUGHTER INTERVAL (ESI): This product does not have an ESI established. For advice on the ESI, contact Elanco Animal Health (Australia) on 1800 226 324 before using this product.

FIRST AID: If poisoning occurs, contact a doctor or Poisons Information Centre – Phone Australia 13 1126 (Australia).

Manufactured in USA for
ELANCO ANIMAL HEALTH
A Division of Eli Lilly Australia Pty Ltd
A.B.N. 39 000 233 992
112 Wharf Road, West Ryde NSW 2114

04 15 02 00

EXPIRY

[B]

3.375"

File Name	62874_47208_20_immediate_MPL_V01.pdf
Dimensions	479.425 mm wide x 79.375 mm tall
Scale	75% on 420 mm wide x 297 mm tall
Date	March 4, 2010 - 8:00 a.m. (CST)

.625"

.625"

Implantation technique using the COMPONENT Gun Implanter
For use with the following COMPONENT with Tylan implant products:

Elanco*

ELANCO AH0328 COMPONENT® S with TYLAN® Growth and Finishing Implants for Steers (APVMA No. 62868/0410)

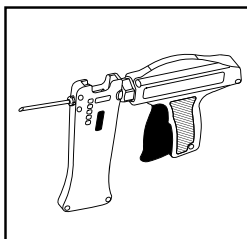
ELANCO AH0338 COMPONENT® H with TYLAN® Growth and Finishing Implants for Heifers (APVMA No. 62872/0410)

ELANCO AH0973 COMPONENT® TE-S with TYLAN® Growth and Finishing Implants for Steers (APVMA No. 62873/0410)

ELANCO AH0513 COMPONENT® TE-200 with TYLAN® Growth and Finishing Implants for Heifers and Steers (APVMA No. 62874/0410)

COMPONENT Gun Implanter

- fast and easy to use – slide-in belts for quick and easy loading
- finger-grip trigger provides outstanding comfort and control
- superb accuracy
- rugged, lightweight construction
- fast dose advancement
- 20 implants per cartridge belt means fewer reloads.




Working with the COMPONENT Gun Implanter

Loading the Implanter

Load the implanter following the **full** instructions supplied with each implanter.

Restrain the Animal

Speed of implantation as well as safety of handlers is best achieved by restraining the animal in a squeeze chute using head restraint. When implanting horned animals, better control can be obtained with additional use of nose tongs.



Prepare the Implant Site

Scrub the backside of the ear (implant site) with a piece of clean absorbent cotton which has been soaked with topical antiseptic solution. Follow manufacturer's directions on antiseptic for correct preparation and strength of solution. Avoid getting the antiseptic into the animal's eyes.

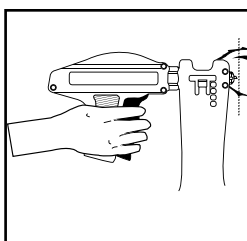
Where to Implant

The full contents of a single implant should be implanted beneath the skin on the back side of the middle one-third of the ear as illustrated in the drawing. The implant must not be closer to the head than the edge of auricular cartilage ring farthest from the head. The location of insertion of the needle is a point toward the tip of the ear and at least a needle length away from the intended deposition site. Avoid injuring the large arteries, veins and cartilage of the ear.



Insert the Needle

With one hand firmly grasp the ear. With the other hand insert needle point through the skin and ease forward on a lateral plane until the entire length of the needle is under the skin.



Implant the Pellets

After inserting the needle fully in the correct implant position, squeeze the trigger fully. As the needle is withdrawn from the ear, the plunger action of the gun implanter deposits the implant in the needle track. This procedure should prevent breakage or crushing of pellets. The length and total contact area of a single dose are designed to permit absorption of the hormones after implantation to stimulate good weight gain. Broken or crushed pellets may interfere with rates of gain and may lead to undesirable side effects.

Clean the Needle

Disinfect the implanter needle with an antiseptic solution prior to implanting the next animal.

Manufactured in USA for:
ELANCO ANIMAL HEALTH
A Division of Eli Lilly Australia Pty Limited
A.B.N. 39 000 233 992
112 Wharf Road, West Ryde NSW 2114
Tel: (toll free) 1800 226 324

*Elanco®, COMPONENT®, Tylan® and the diagonal colour bar are trademarks of Eli Lilly & Company.



04 33 01 00

File Name	62874_leaflet_MPL_0401_V01.pdf
Dimensions	101.6 mm wide x 215.9 mm tall
Scale	100%
Date	March 23, 2010 - 8:30 am (CST)