


How to Order Guide

Visit: mysamples.com.au

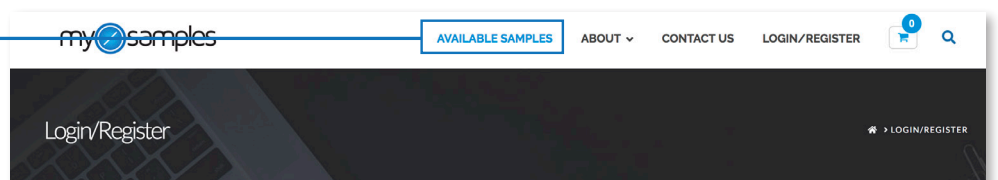
Step 1.

New Users need to click “Start Now” and then fill in their details to register.



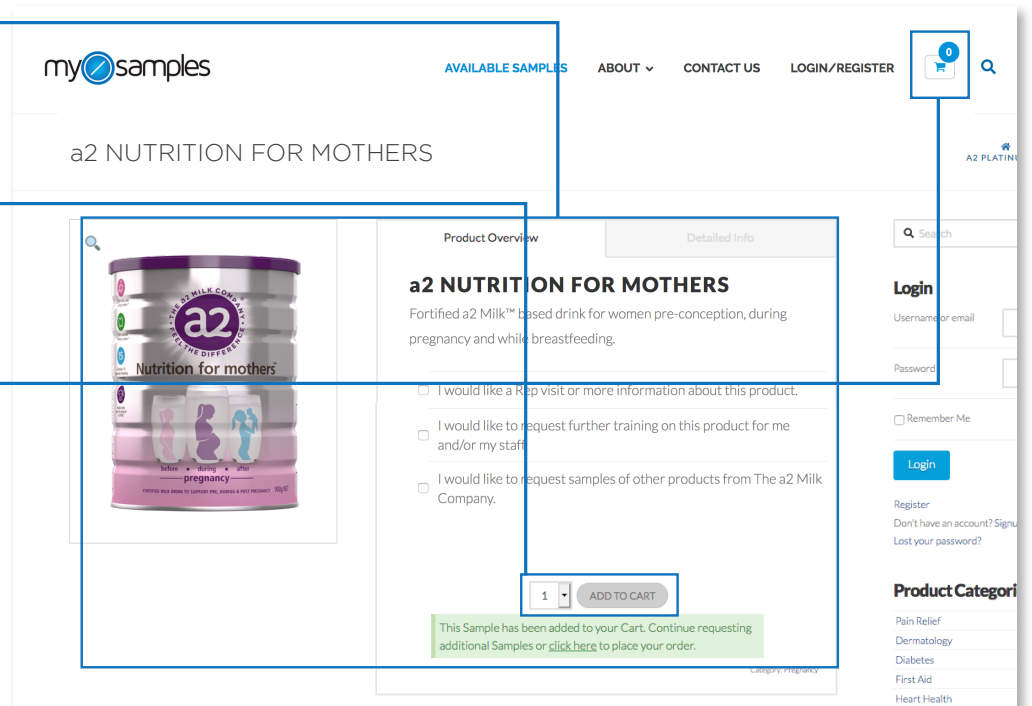
Step 2.

Click Available Samples in navigation bar.



Step 3.

Select product and number required.

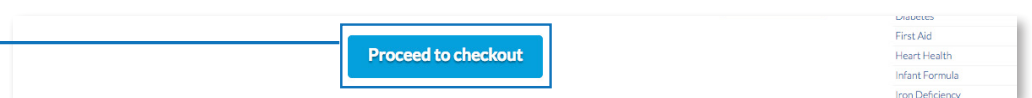


Step 4.

Add to cart.

Step 5.

Proceed to checkout.
(click grey button top right corner of screen “X items”).



Step 6.

Confirm items are correct and click “Proceed to check out” button bottom of screen.



Step 7.

Confirm delivery details are correct then click blue “Place Order” button.