


# MELBOURNE AIRPORT

## SECURITY, SAFETY & SERVICE INDUCTION INSTRUCTIONS

**1** This online learning module works best with the Google Chrome web browser. You may be required to clear your browser history.

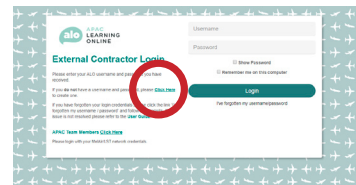
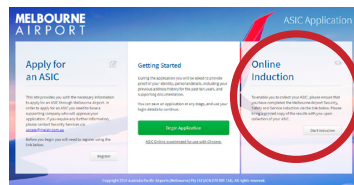


**Flash Player is no longer required for the Induction.**

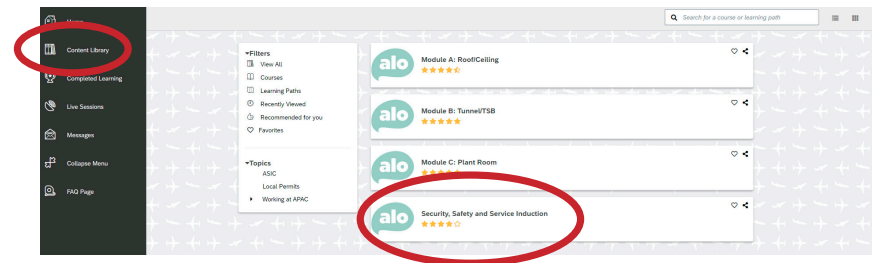
**2** Access the Induction via Melbourne Airport website or <https://alo.litmos.com.au> as an **External Contractor**.

Click **Create an Account to Register** if this is your first time using the ALO, otherwise login in with your existing login. Follow the prompts and enter code **MELAIR**. This account login is not the same as your ASIC Application.


If you have an exist Account and forgotten your login, click "forgotten my user-name/password".



**3** Select **Content Library** to then select the required course, **Security, Safety and Service Induction**. Complete the course. Other courses listed may not be required.



**4** Click the **Exit** option in the top right of the screen when completed. Click on **Achievements to Download** and then print your Certificate.



**You must log out and EXIT your account once completed.**